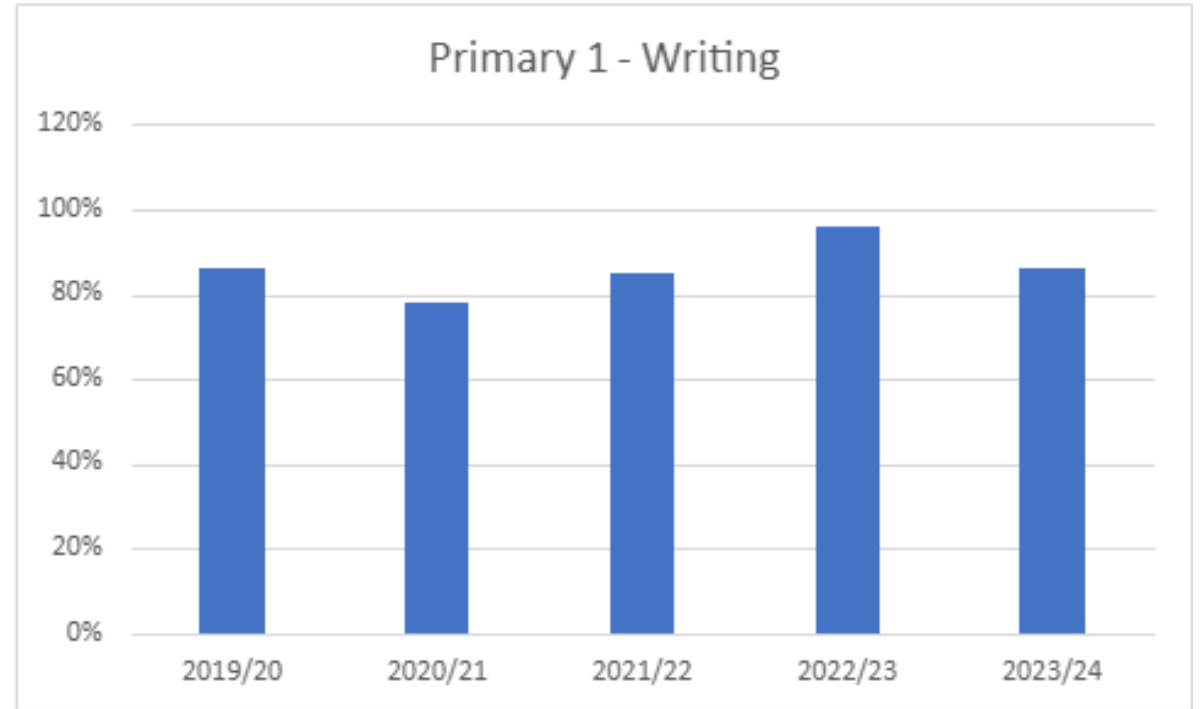


Overview of St John's Attainment





2019/20
86%

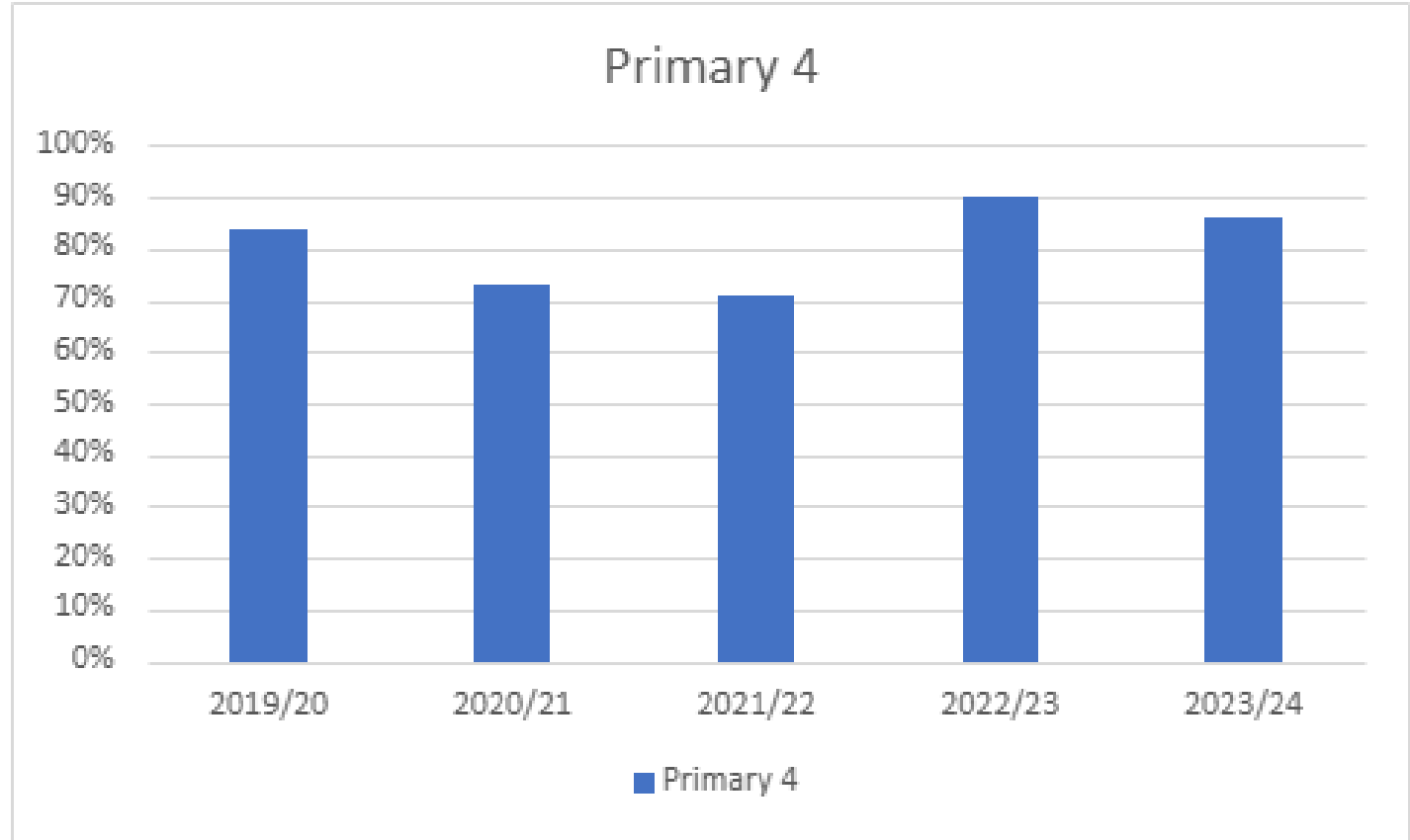
2020/21
78%

2021/22
85%

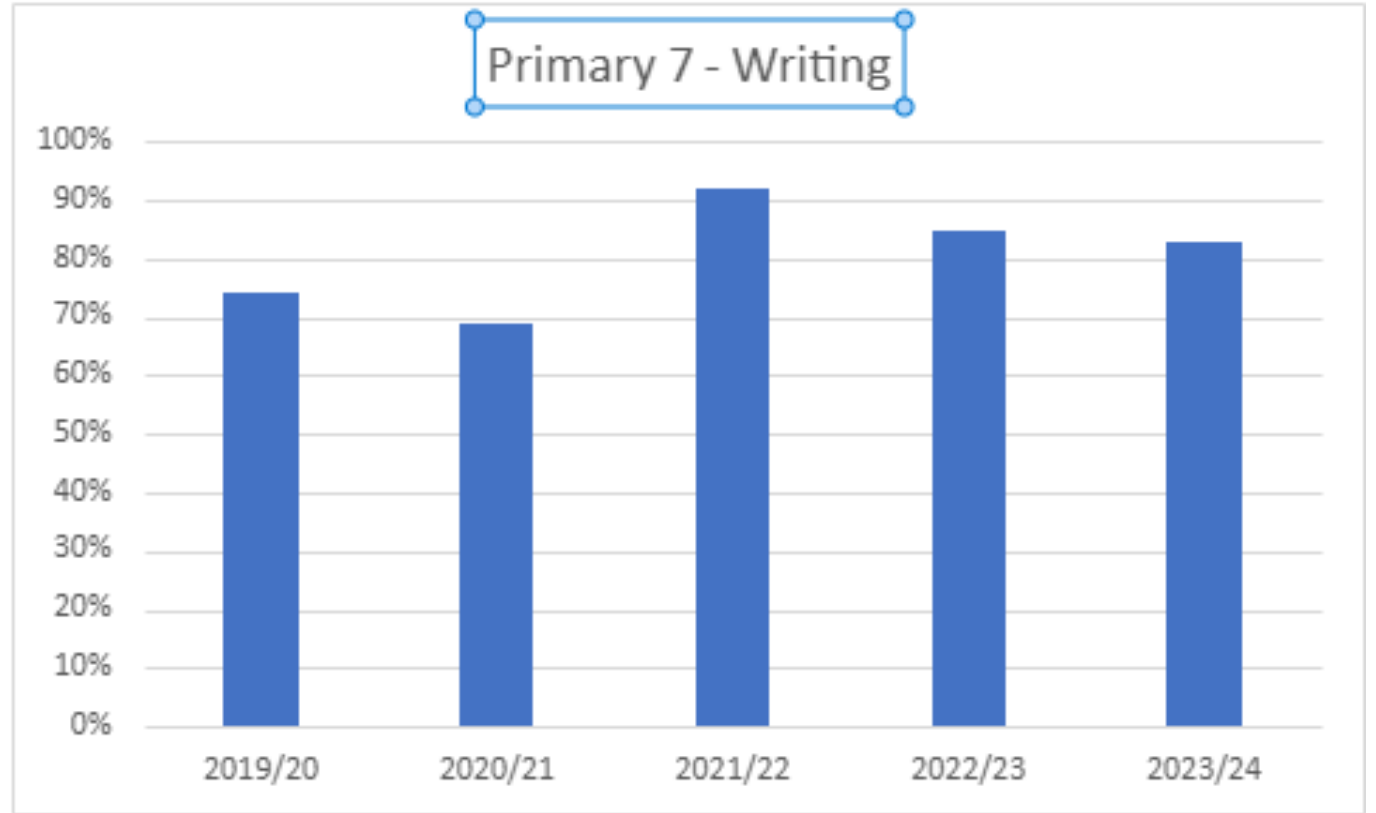
2022/23
96%

2023/24
86%





| Stage | 2019/20 | 2020/21 | 2021/22 | 2022/23 | 2023/24 |
|-----------|---------|---------|---------|---------|---------|
| Primary 4 | 84% | 73% | 71% | 90% | 86% |



2019/20
74%

2020/21
69%

2021/22
92%

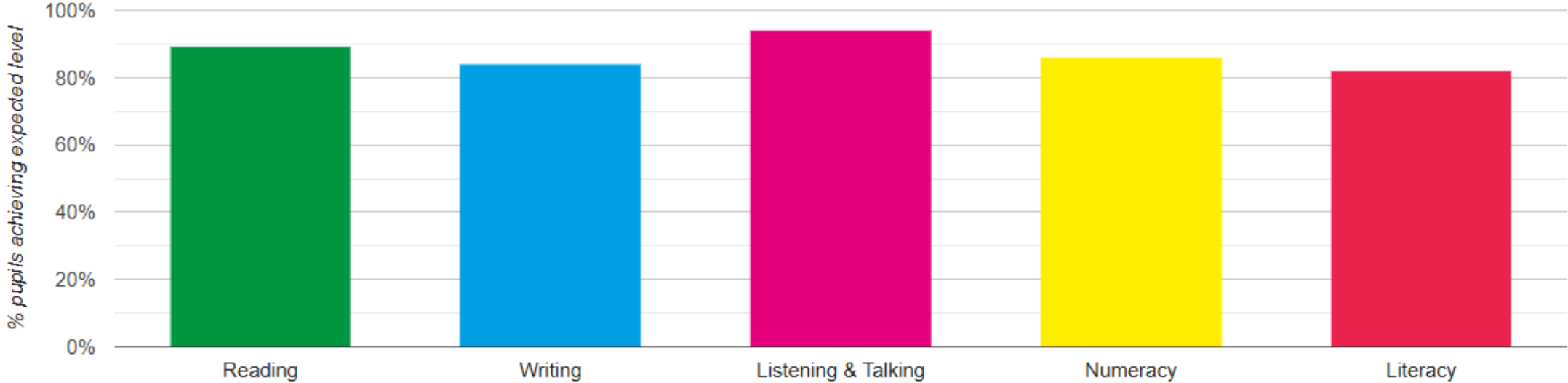
2022/23
85%

2023/24
83%

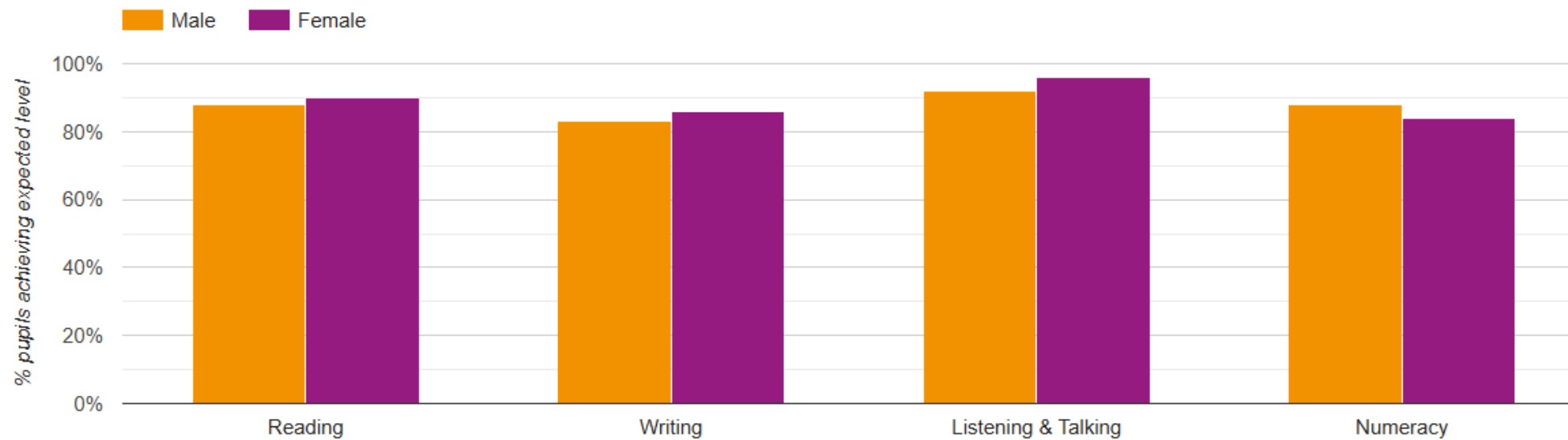


| Class | Session | Listening and Talking | Reading | Writing | Numeracy | Overall |
|-------|---------|-----------------------|---------|---------|----------|---------|
| P1 | 2016/17 | | | | | |
| P4 | 2019/20 | 86.00% | 88.00% | 84.00% | 80.00% | |
| P7 | 2022/23 | 91% | 91% | 85% | 77% | |
| P1 | 2017/18 | | | | | |
| P4 | 2020/21 | 89.00% | 77.00% | 73.00% | 80.00% | |
| P7 | 2023/24 | 89% | 91.00% | 83.00% | 83.00% | 81% |
| P1 | 2018/19 | | | | | |
| P4 | 2021/22 | 95.00% | 91.00% | 71.00% | 86.00% | |
| P7 | 2024/25 | | | | | |
| P1 | 2019/20 | 100.00% | 86.00% | 86.00% | 90.00% | |
| P4 | 2022/23 | 96% | 93% | 90% | 89% | |
| P7 | 2025/26 | | | | | |
| P1 | 2020/21 | 92.00% | 82.00% | 76.00% | 82% | |
| P4 | 2023/24 | 96% | 90% | 86% | 90% | 83% |
| P7 | 2026/27 | | | | | |
| P1 | 2021/22 | 91.00% | 87.00% | 85.00% | 89.00% | |
| P4 | 2024/25 | | | | | |
| P7 | 2027/28 | | | | | |
| P1 | 2022/23 | 96% | 95% | 96% | 95% | |
| P4 | 2025/26 | | | | | |
| P7 | 2028/29 | | | | | |
| P1 | 2023/24 | 96% | 90% | 86% | 90% | 82% |
| P4 | 2026/27 | | | | | |
| P7 | 2029/30 | | | | | |

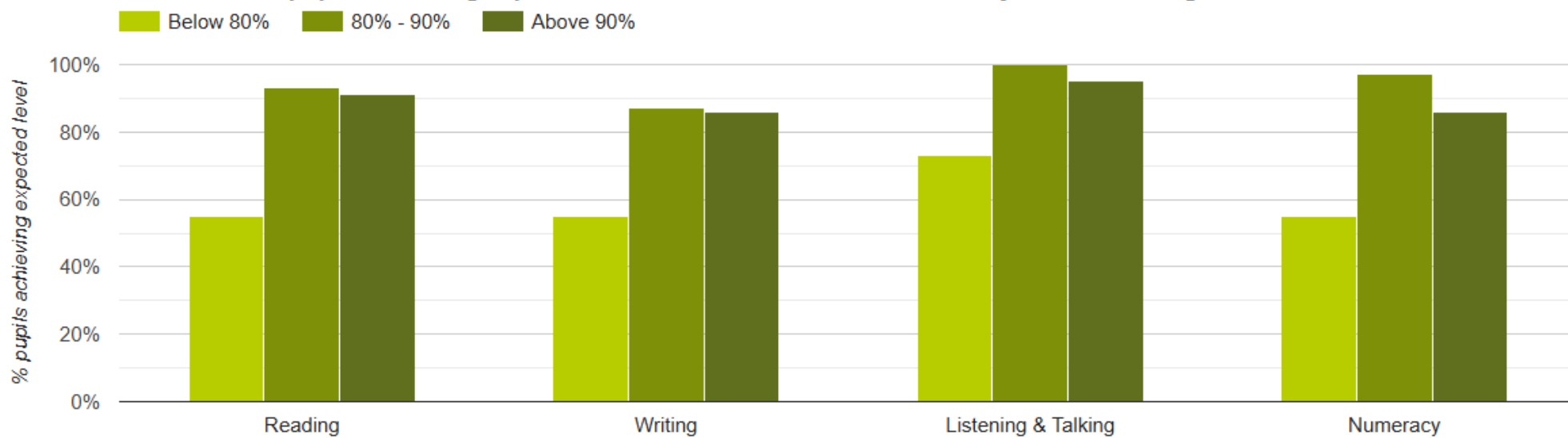
Total of pupils achieving expected CfE levels for St John`s RC Primary School for 2023/2024



Gender of pupils achieving expected CfE levels for St John's RC Primary School All Stages for 2023/2024



Attendance of pupils achieving expected CfE levels for St John's RC Primary School All Stages for 2023/2024



Comparators of pupils achieving expected CfE levels for St John's RC Primary School All Stages for 2023/2024

■ Reading
 ■ Writing
 ■ Listening & Talking
 ■ Numeracy

